


Low Temperature Detection Sensor

Low temperature detection sensor, also known as "Freeze Stats". For temperature monitoring on HVAC equipment that requires low-temperature cutout protection to prevent cooling coils from freezing. Manual or automatic reset versions available as well as various capillary lengths.



Type Overview

Type	Output signal temperature switch	Additional features	Probe length
01DTS-504	changeover	auto reset	10 ft [3 m]
01DTS-504X	changeover	manual reset	10 ft [3 m]
01DTS-505	changeover	auto reset	20 ft [6 m]
01DTS-505X	changeover	manual reset	20 ft [6 m]

Technical Data

Electrical Data	Cable entry	cable gland cap nut with strain relief Ø6 to 8 mm
Functional Data	Output signal switch note	single pole change over, switching load max. 10 A (DC 250 V)
	Media	air
Measuring Data	Measuring values	temperature
	Measuring range temperature	15...60 °F [-10...15 °C]
	Accuracy temperature active	±0.9 °F [±0.5 °C]
	Accuracy temperature passive	±0.9 °F [±0.5 °C]
Materials	Cable gland	PA6, black
	Housing	base: PA6 GK30, light gray seal: 0467 NBR70, black cover ABS, transparent
	Probe material	copper/vapor filled R507
Safety Data	Ambient humidity	85% RH non-condensing
	Ambient temperature	-30...160 °F [-35...70 °C]
	Medium temperature	-30...120 °F [-35...50 °C]
	Protection class IEC/EN	III protective extra-low voltage (pelv)
	EU Conformity	CE-Kennzeichnung
	Degree of protection IEC/EN	IP65
	Degree of protection NEMA/UL	NEMA 4
	Quality Standard	ISO 9001

Safety Notes



The installation and assembly of electrical equipment should only be performed by authorized personnel.

This device has been designed for use in stationary heating, ventilation and air conditioning systems and must not be used outside the specified field of application. Unauthorised modifications are prohibited. The product must not be used in relation with any equipment that in case of a failure may threaten human, animals or assets.

Ensure all power is disconnected before installing. Do not connect to live/operating equipment.



During installation, testing, servicing and troubleshooting of this product, it may be necessary to work with live electrical components. Have a qualified licensed electrician or other individual who has been properly trained in handling live electrical components perform these tasks. Failure to follow all electrical safety precautions when exposed to live electrical components could result in death or serious injury.

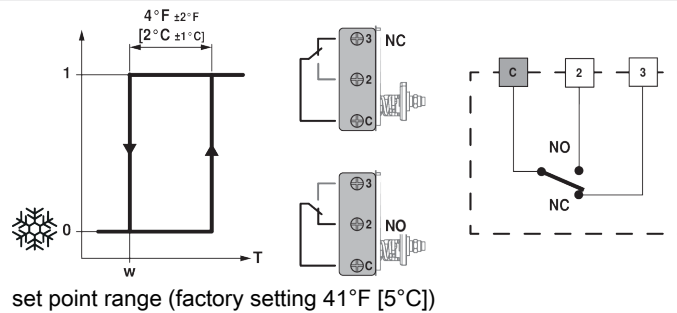
Please comply with

- Local laws, health & safety regulations, technical standards and regulations
- Condition of the device at the time of installation, to ensure safe installation
- This data sheet and installation manual

Scope of delivery

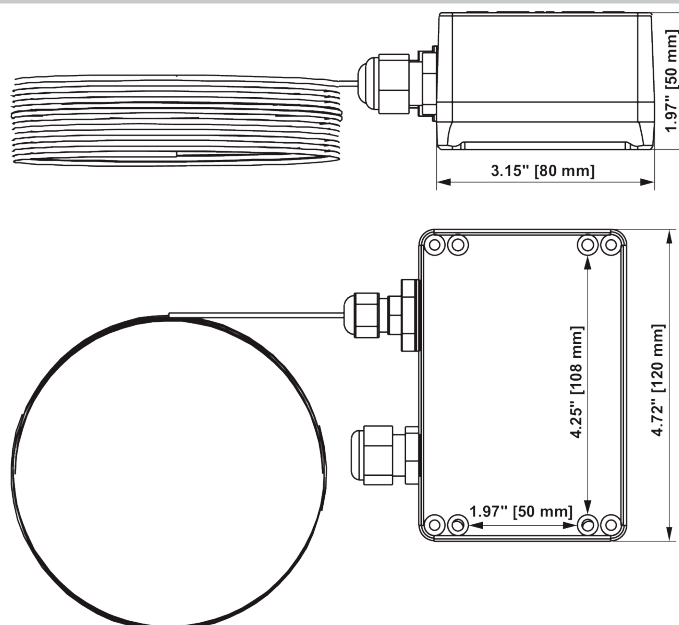
installation kit

Wiring Diagram



Dimensions

Dimensions



Type	Probe length	Weight
01DTS-504	10 ft [3 m]	0.89 lb [0.41 kg]
01DTS-504X	10 ft [3 m]	0.89 lb [0.41 kg]
01DTS-505	20 ft [6 m]	0.96 lb [0.44 kg]
01DTS-505X	20 ft [6 m]	0.96 lb [0.44 kg]